

Jenny Rodríguez<sup>1</sup>, Bolívar Chalén-Alvarado\*<sup>1</sup>, Cristóbal Domínguez-Borbor<sup>1</sup>, Celso Alves<sup>2</sup>, Olivier P. Thomas\*<sup>3</sup>.

<sup>1</sup> Escuela Superior Politécnica del Litoral, ESPOL, Km 30,5 Vía Perimetral, Centro Nacional de Acuicultura e Investigaciones Marinas, CENAIM, Guayaquil, Ecuador.

<sup>2</sup> Marine Resources Research Group (GIRM), ESTM, Polytechnic Institute of Leiria, Peniche, Portugal

<sup>3</sup> National University of Ireland Galway, School of Chemistry, Marine Biodiscovery, University Road, Galway, Ireland.

E-mail: bochalen@espol.edu.ec

## INTRODUCTION

Marine biodiversity through their genetic resources offers a wide spectrum of biotechnological applications, such as small molecules with bioactivity against cancer or pathogenic bacteria. Ecuador is considered one of the megadiverse countries in terms of biodiversity, nevertheless, its associated chemodiversity is hardly known and described, especially regarding the marine environment. Its coast has an extension of 2.859 km at the continent and a vast marine territory under the equatorial front influence, which is characterized for a strong thermohaline gradient caused by the confluence of several currents and the upwelling of deep waters rich in nutrients. This region is considered a new hotspot of functional biodiversity.<sup>1</sup>

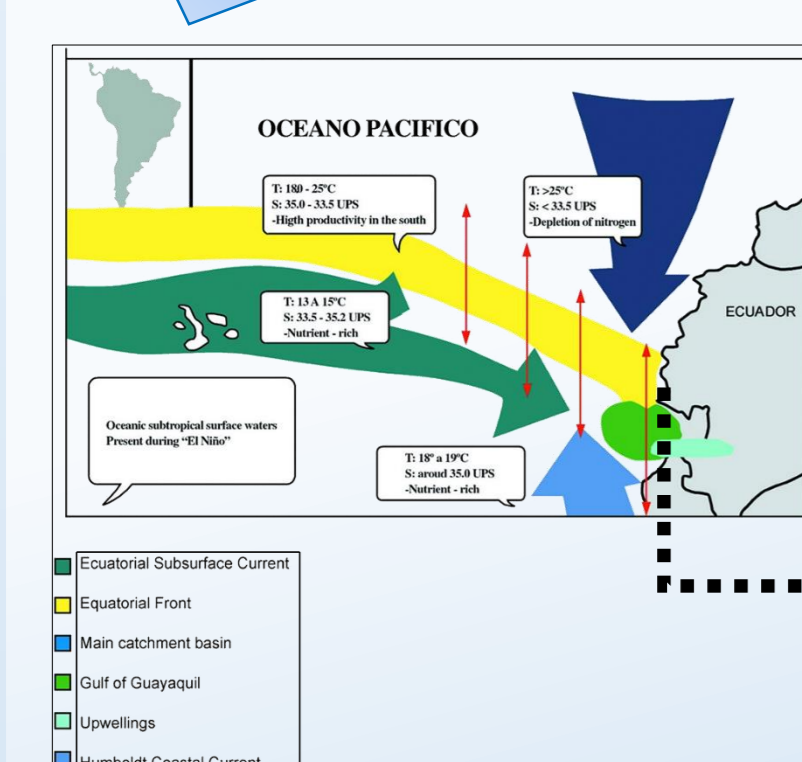
## OBJECTIVE

Description of the specialized **metabolome** of **marine invertebrates** from El Pelado marine reserve in **Ecuador** and therefore the construction of a marine chemical library. The first group selected were sponges from **Aplysinidae family**.

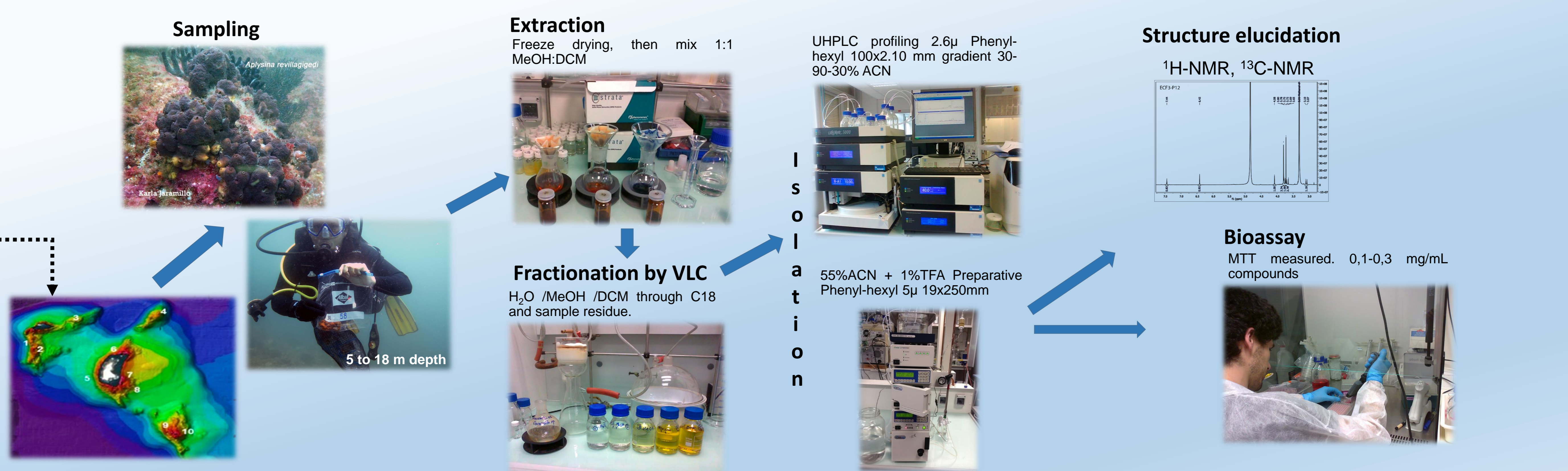
## METHOD

Samples were processed following the chart bellow. Sponge identification was made comparing external morphology and skeletal characteristics<sup>2</sup>. To screen their pharmacological potential, antitumor activity of the isolated compounds was assessed by cytotoxicity and anti-proliferative assays using an *in vitro* model of human breast cancer (MCF-7 cells).<sup>3</sup>

### Where?

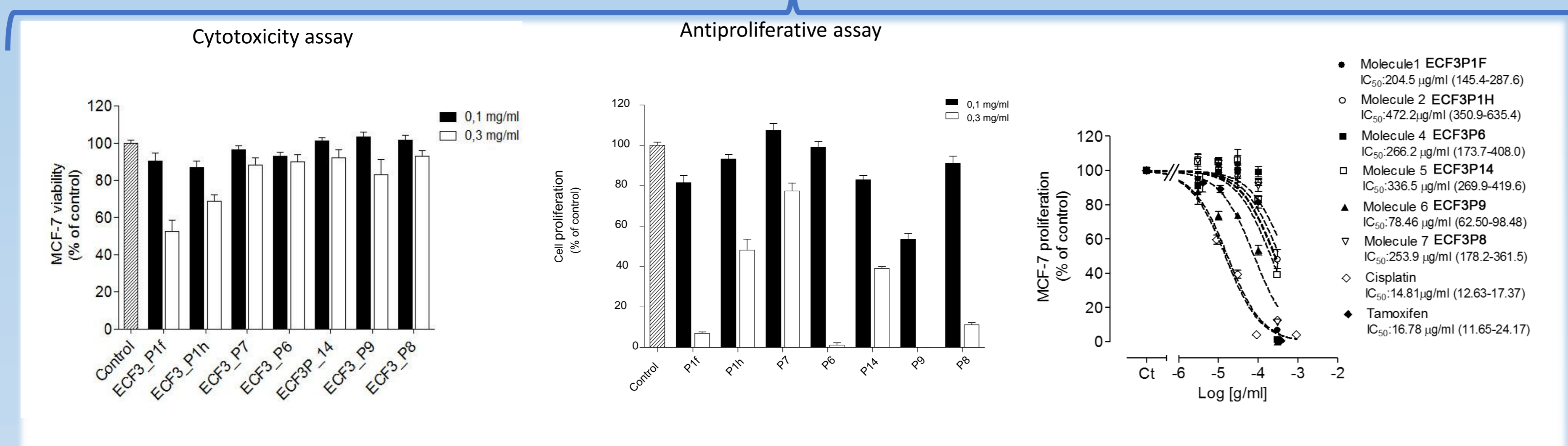
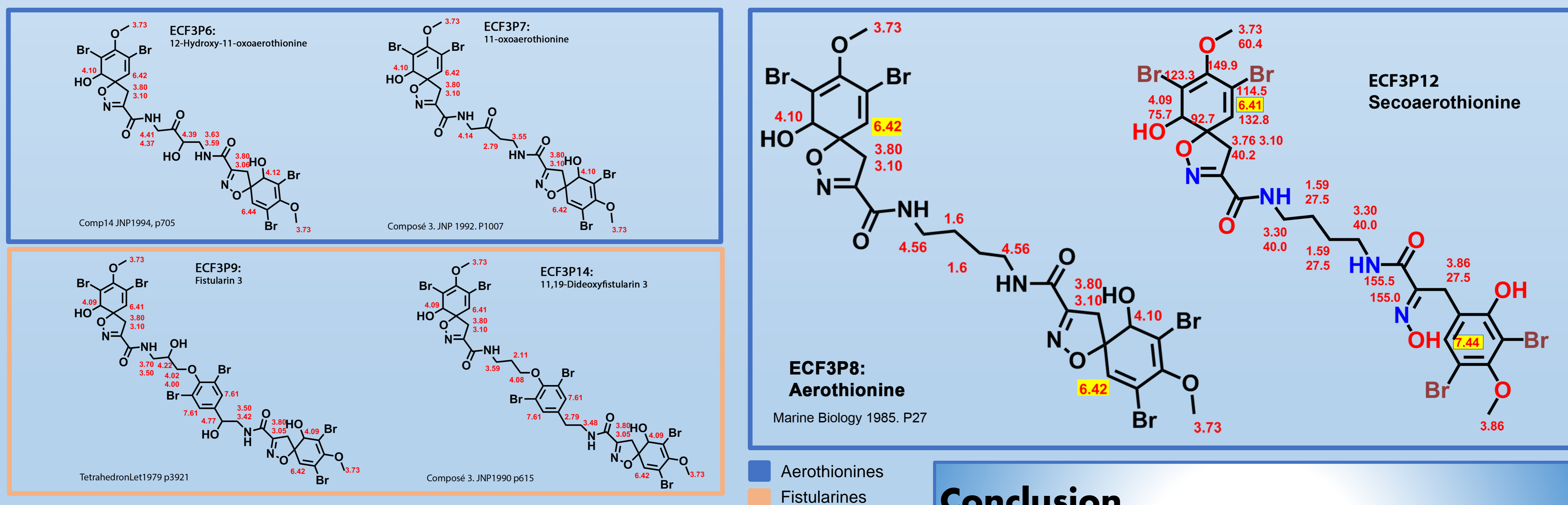


El Pelado Marine Reserve, created in 2012, is one of the newest locations in the System of Protected Areas in Ecuador. It was chosen considering its location at the equatorial front.



## RESULTS

Sponge was identified as *Aplysina revillagigedi*. The novel compound secoaerothionine was isolated along with other eight known compounds. Two groups of brominated metabolites, fistularines and aerothionines (bromotyrosine family) have been found. In the group of aerothionines two very similar compounds were identified and <sup>1</sup>H-NMR evidenced differences: **secoaerothionine compared to aerothionine has lost its symmetry**<sup>4</sup>. Compound fistularin 3 showed antiproliferative activity in levels around 0.1 mg/mL without cytotoxicity.



## Conclusion

To our knowledge, this is the first report of marine natural products from a sponge collected off the coast of Ecuador. These results are highly encouraging and they show good promise for the chemical study of other marine species. Future research will entail identifying novel high-value chemical compounds from other abundant invertebrate species in El Pelado Marine Reserve.

## Acknowledgements

Secretaría de Educación Superior, Ciencia, Tecnología e Innovación (SENESCYT) is supporting the Project of Marine Biodiversity PIC-001 SENESCYT. Thanks to CENAIM researchers K. Jaramillo and G. Agurto for collection of the specimens.

## References

- Stuart-Smith, R. D.; Bates, A. E.; Lefcheck, J. S.; Duffy, J. E.; Baker, S. C.; Thomson, R. J.; Stuart-Smith, J. F.; Hill, N. A.; Kininmonth, S. J.; Airoldi, L.; Becerro, M. A.; Campbell, S. J.; Dawson, T. P.; Navarrete, S. A.; Soler, G. A.; Strain, E. M.; Willis, T. J.; Edgar, G. J., Integrating abundance and functional traits reveals new global hotspots of fish diversity. *Nature* **2013**, *501* (7468), 539-42.
- Cruz-Barraza, J. A.; Carballo, J. L.; Rocha-Olivares, A.; Ehrlich, H.; Hog, M., Integrative taxonomy and molecular phylogeny of genus *Aplysina* (Demospongiae: Verongida) from Mexican Pacific. *PLoS One* **2012**, *7* (8), e42049.
- Rodrigues, D.; Alves, C.; Horta, A.; Pinteus, S.; Silva, J.; Culioli, G.; Thomas, O. P.; Pedrosa, R., Antitumor and antimicrobial potential of bromoditerpenes isolated from the red alga, *Sphaerococcus coronopifolius*. *Marine drugs* **2015**, *13* (2), 713-726.
- Mani, L.; Jullian, V.; Mourkazel, B.; Valentin, A.; Dubois, J.; Cresteil, T.; Folcher, E.; Hooper, J. N. A.; Erpenbeck, D.; Aalbersberg, W.; Debitus, C., New Antiplasmodial Bromotyrosine Derivatives from *Suberea ianthelliformis* Lendenfeld, 1888. *Chemistry & Biodiversity* **2012**, *9* (8), 1436-1451.